



A Guide To Transfer Partners







STAR ALLIANCE

	AMERICAN EXPRESS	BILT	Capital One	CHASE	citi
United (MileagePlus)	—	1:1 Transfer Time: Instant	—	1:1 Transfer Time: Instant	—
Air Canada (Aeroplan)	1:1 Transfer Time: Instant	1:1 Transfer Time: Instant	1:1 Transfer Time: Instant	1:1 Transfer Time: Instant	—
Avianca (LifeMiles)	1:1 Transfer Time: Instant - 1hr	1:1 Transfer Time: Instant	1:1 Transfer Time: Instant	—	1:1 Transfer Time: Instant
Singapore Airlines (KrisFlyer)	1:1 Transfer Time: 1+ Days	—	1:1 Transfer Time: Instant - 48hrs	1:1 Transfer Time: 1-2 Days	1:1 Transfer Time: 24-36hrs
EVA AIR (Infinity MileageLands)	—	—	2:1.5 Transfer Time: 1-2 Days	—	1:1 Transfer Time: 1-2 Days
Thai Airways (Royal Orchid Plus)	—	—	—	—	1:1 Transfer Time: 7 Days
TAP Air Portugal (Miles&Go)	—	—	1:1 Transfer Time: Instant	—	—
Turkish Airlines (Miles&Smiles)	—	1:1 Transfer Time: Instant	1:1 Transfer Time: Instant	—	1:1 Transfer Time: 1 Day
All Nippon Airways (ANA Mileage Club)	1:1 Transfer Time: 2-3 Days	—	—	—	—
Lufthansa (Miles & More)	—	—	—	—	—
Aegean Airlines (Miles+Bonus)	—	—	—	—	—
Copa Airlines (ConnectMiles)	—	—	—	—	—
EgyptAir (EgyptAir Plus)	—	—	—	—	—
South African Airways (SAA Voyager)	—	—	—	—	—
SWISS International Airlines (Miles & More)	—	—	—	—	—
Air China (PhoenixMiles)	—	—	—	—	—
Air India (Flying Returns)	—	—	—	—	—
Air New Zealand (AirPoints)	—	—	—	—	—
Asiana Airlines (Asiana Club)	—	—	—	—	—
Austrian Airlines (Miles & More)	—	—	—	—	—
Brussels Airlines (Miles & More)	—	—	—	—	—
Croatia Airlines (Miles & More)	—	—	—	—	—
Ethiopian Airlines (ShebaMiles)	—	—	—	—	—
Scandinavian Airlines (EuroBonus)	—	—	—	—	—



	AMERICAN EXPRESS	BILT	Capital One	CHASE	citi
Delta (SkyMiles)	1:1 Transfer Time: Instant	—	—	—	—
Virgin Atlantic (Flying Club/Virgin Red)	1:1 Transfer Time: Instant ~ 2 Days	1:1 Transfer Time: Instant	1:1 Transfer Time: Instant	1:1 Transfer Time: Instant	1:1 Transfer Time: Instant
KLM (Flying Blue)	1:1 Transfer Time: Instant	1:1 Transfer Time: Instant	1:1 Transfer Time: Instant	1:1 Transfer Time: 1hr	1:1 Transfer Time: Instant
Air France (Flying Blue)	1:1 Transfer Time: Instant	1:1 Transfer Time: Instant	1:1 Transfer Time: Instant	1:1 Transfer Time: 1hr	1:1 Transfer Time: Instant
Aerolineas Argentinas (Aerolineas Plus)	—	—	—	—	—
Aeromexico (Aeromexico Rewards)	1:1.6 Transfer Time: 1-7 Days	—	1:1 Transfer Time: Instant	—	1:1 Transfer Time: Instant
Air Europa (SUMA Program)	—	—	—	—	—
China Airlines (The Dynasty Flyer Program)	—	—	—	—	—
China Eastern Airlines (Eastern Miles)	—	—	—	—	—
Czech Airlines (OK Plus)	—	—	—	—	—
Garuda Indonesia (GarudaMiles)	—	—	—	—	—
ITA Airways (Volare)	—	—	—	—	—
Kenya Airways (Asante Rewards)	—	—	—	—	—
Korean Air (SkyPass)	—	—	—	—	—
Middle East Airlines (Cedar Miles)	—	—	—	—	—
Saudia Airlines (AlFursan)	—	—	—	—	—
TAROM (Flying Blue)	—	—	—	—	—
Vietnam Airlines (Lotusmiles)	—	—	—	—	—
XiamenAir (Egret Miles)	—	—	—	—	—



	AMERICAN EXPRESS	BILT 	Capital One 	CHASE 	citi 
American Airlines (AAdvantage)	—	1:1 Transfer Time: 24hrs <small>(Only June 24, 2024)</small>	—	—	—
British Airways (Executive Club)	1:1 Transfer Time: Instant	1:1 Transfer Time: Instant	1:1 Transfer Time: Instant	1:1 Transfer Time: Instant	—
Cathay Pacific (Asia Miles)	1:1 Transfer Time: 48hrs+	1:1 Transfer Time: Instant	1:1 Transfer Time: 24-36hrs	—	1:1 Transfer Time: Instant
Iberia (Iberia Plus)	1:1 Transfer Time: 1-3 Days	1:1 Transfer Time: Instant	—	1:1 Transfer Time: Instant	—
Finnair (Finnair Plus)	—	—	1:1 Transfer Time: Instant	—	—
Qatar Airways (Privilege Club)	1:1 Transfer Time: 48hrs	—	—	—	1:1 Transfer Time: Up to 2 days
Qantas (Qantas Frequent Flyer)	1:1 Transfer Time: Instant	—	1:1 Transfer Time: Instant	—	1:1 Transfer Time: Instant
Alaska Airlines (Mileage Plan)	—	1:1 Transfer Time: Instant	—	—	—
Japan Airlines (Mileage Bank)	—	—	—	—	—
Malaysia Airlines (Enrich)	—	—	—	—	—
Royal Jordanian (Royal Club)	—	—	—	—	—
Sri Lankan Airlines (FlySmiLes)	—	—	—	—	—
Royal Air Maroc (Safar Flyer Loyalty)	—	—	—	—	—

Non-Alliance

Aer Lingus (AerClub)	1:1 Transfer Time: Instant	1:1 Transfer Time: Instant	—	1:1 Transfer Time: Instant	—
Etihad (Etihad Guest)	1:1 Transfer Time: Instant	—	1:1 Transfer Time: Instant - 36hrs	—	1:1 Transfer Time: Instant
Emirates (Skywards)	1:1 Transfer Time: Instant	1:1 Transfer Time: Instant	1:1 Transfer Time: Instant	1:1 Transfer Time: Instant	1:1 Transfer Time: Instant
Hawaiian Air (HawaiianMiles)	1:1 Transfer Time: Instant	1:1 Transfer Time: Instant	—	—	—
JetBlue (TrueBlue)	1:0.8 Transfer Time: Instant	—	—	1:1 Transfer Time: Instant	1:1 Transfer Time: Instant
LATAM (LATAM Pass)	—	—	—	—	—
Southwest (Rapid Rewards)	—	—	—	1:1 Transfer Time: Instant	—
IcelandAir (Saga Club)	—	—	—	—	—

Hotels

IHG (IHG One Rewards)	—	1:1 Transfer Time: Instant	—	1:1 Transfer Time: 1 Day	—
Marriott (Bonvoy)	1:1 Transfer Time: Instant	1:1 Transfer Time: Instant	—	1:1 Transfer Time: 1 Day	—
Hilton (Hilton Honors)	1:2 Transfer Time: Instant	1:1 Transfer Time: Instant	—	—	—
Hyatt (World of Hyatt)	—	1:1 Transfer Time: Instant	—	1:1 Transfer Time: Instant	—
Wyndham (Wyndham Rewards)	—	—	1:1 Transfer Time: Instant	—	1:1 Transfer Time: Instant
Choice Hotels (Choice Privileges)	1:1 Transfer Time: Instant	—	1:1 Transfer Time: 1-2 Days	—	1:2 Transfer Time: Instant
Accor (ALL Accor Live Limitless)	—	—	2:1 Transfer Time: 24-36hrs	—	2:1 Transfer Time: Instant
Leading Hotels of the World (Leaders Club)	—	—	—	—	5:1 Transfer Time: Instant



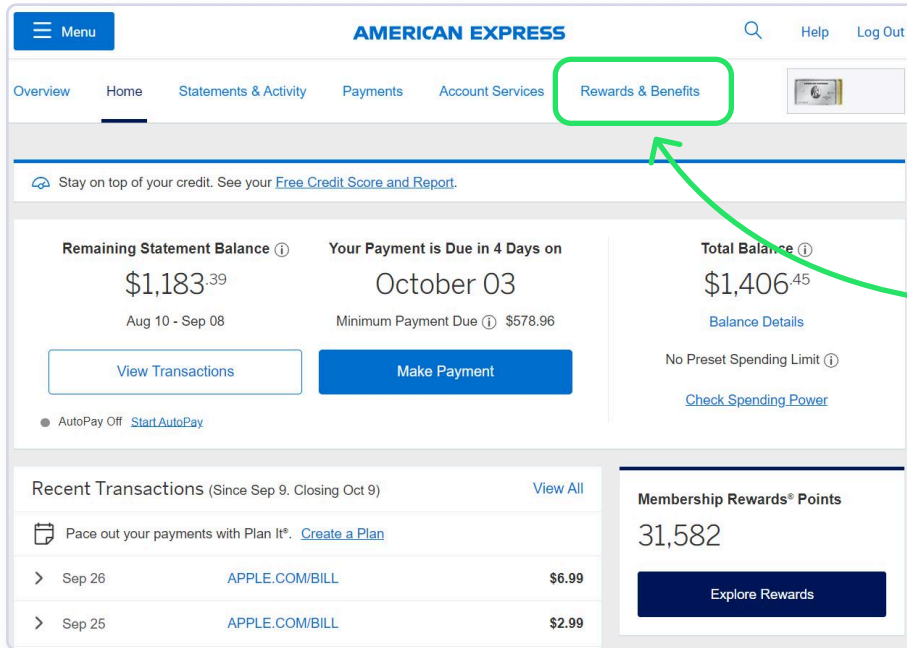
How To Transfer Points



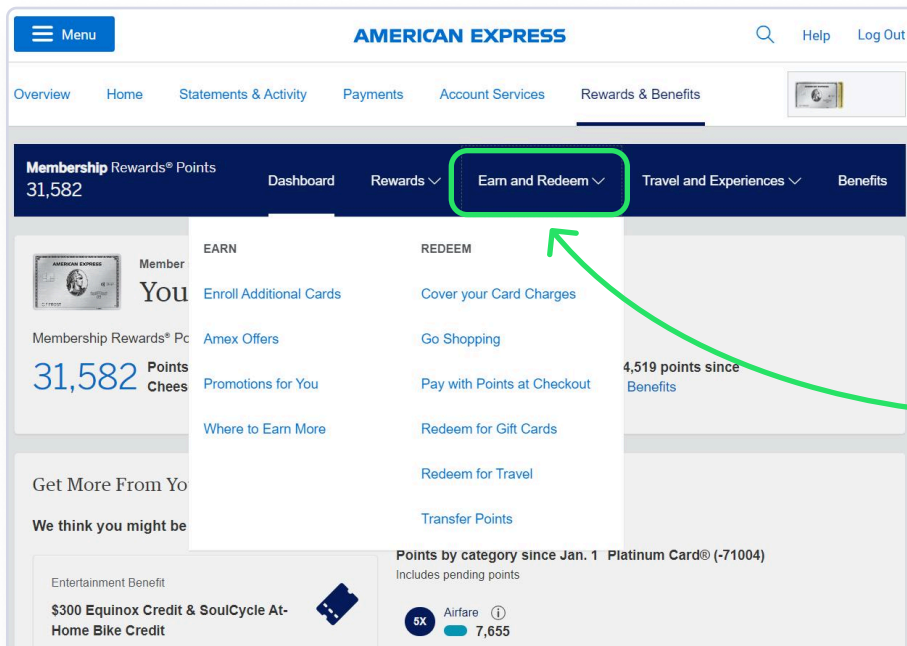
HOW TO TRANSFER POINTS:

American Express

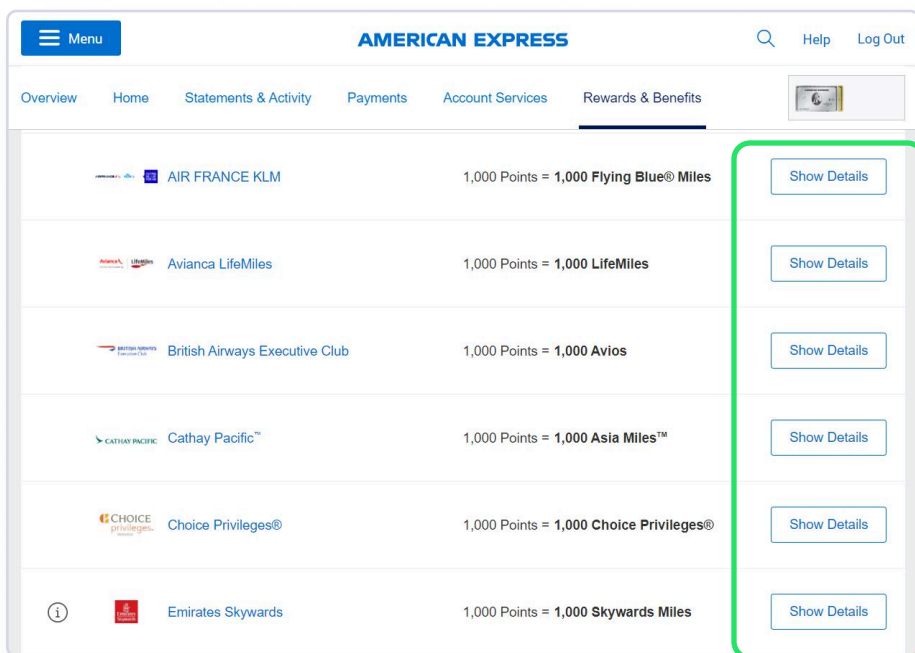
1. Log in to your American Express account and click on “Rewards & Benefits” from the navigation menu or “Explore Rewards” to access the Membership Rewards homepage.



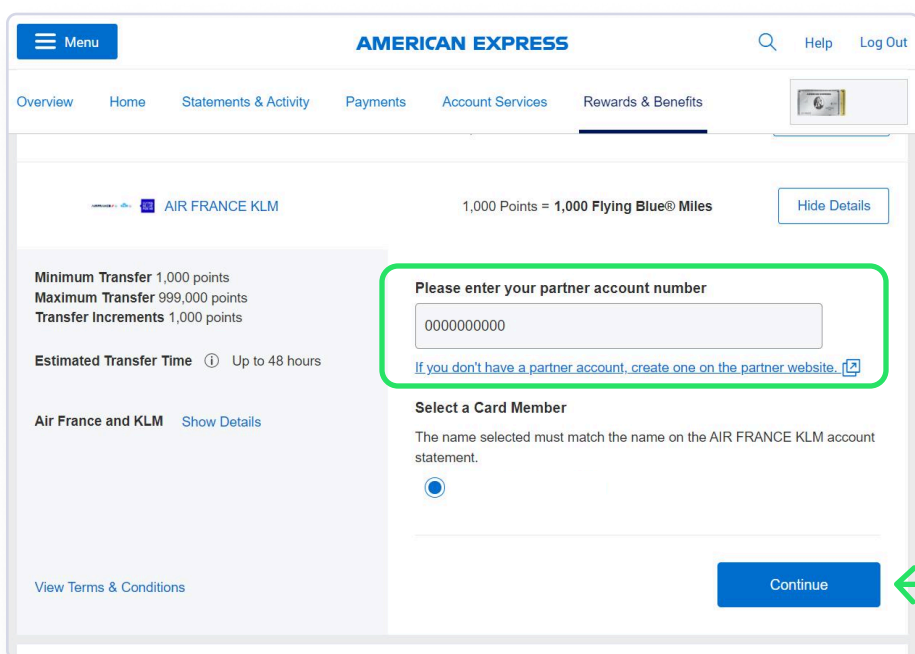
2. Click on the dropdown menu titled “Earn and Redeem” and select “Transfer Points”.



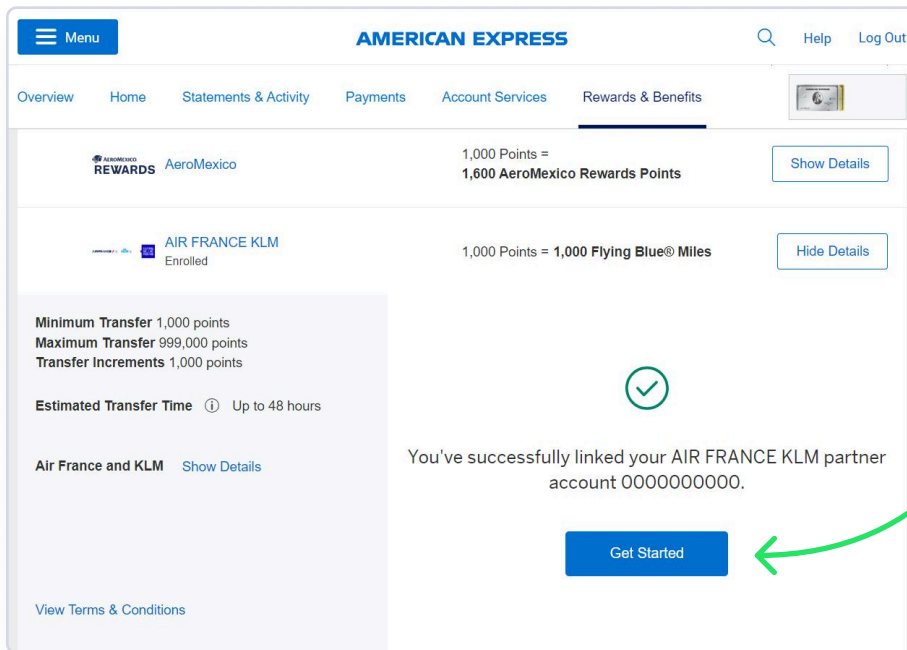
3. Scroll down to the airline or hotel loyalty program you would like to transfer your points to and select “Show Details” to link your account. **Note: You must first create a loyalty program account with the airline or hotel you would like to send points to before transferring.**



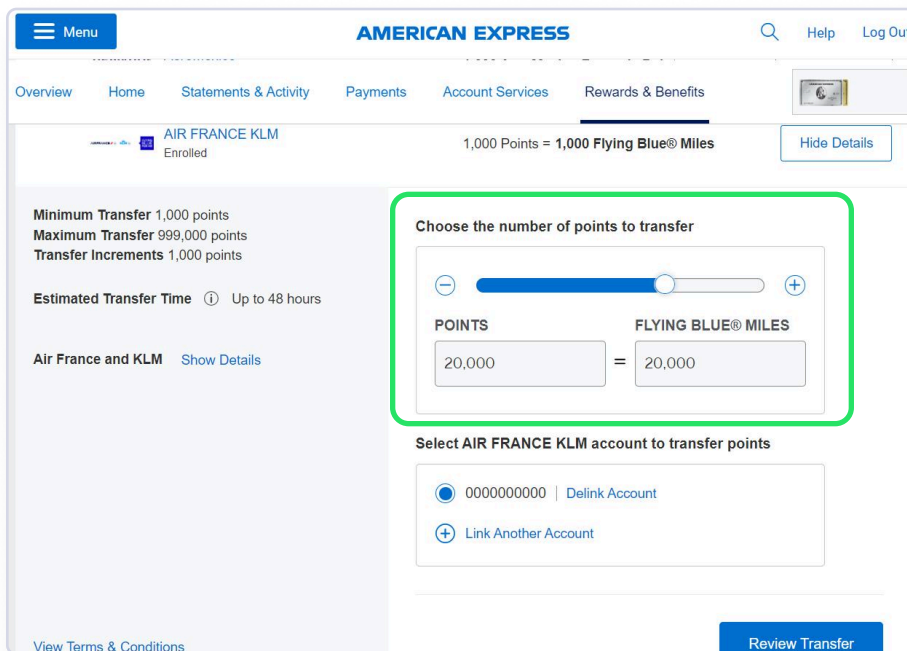
4. Enter your loyalty program account number and press “Continue”. **Note: You may be prompted to verify some information before your accounts are linked.**



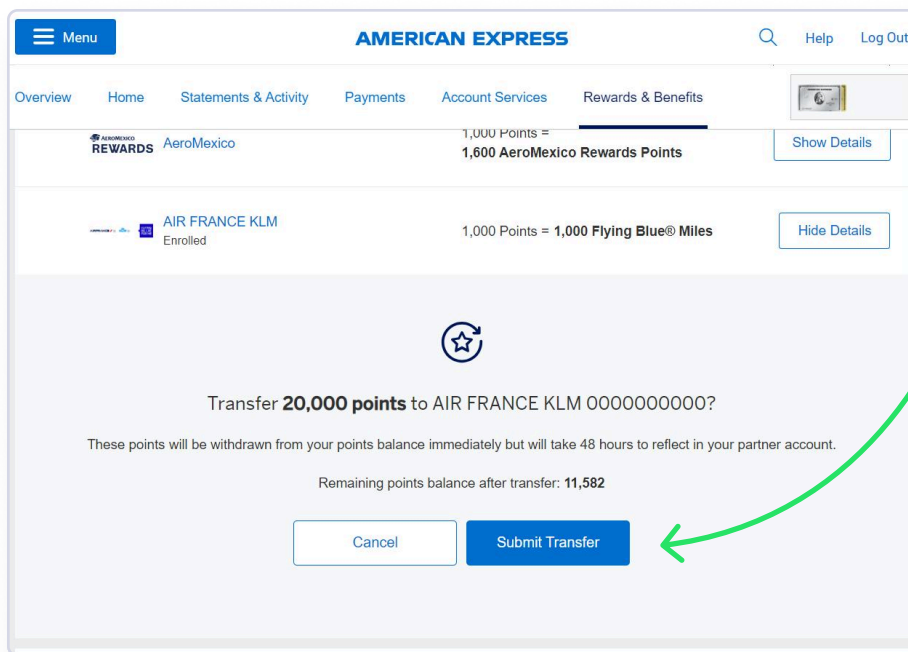
5. Your loyalty program is now linked to your American Express account! You can begin the transfer by selecting “Get Started”.



6. Enter the number of American Express Membership Rewards points you would like to transfer and select “Review Transfer”.



7. Verify the details on your screen are correct one more time, and select “Submit Transfer”.



The screenshot shows the American Express Rewards interface. At the top, there's a navigation bar with 'Menu', 'AMERICAN EXPRESS', and 'Help Log Out'. Below this is a sub-navigation bar with 'Overview', 'Home', 'Statements & Activity', 'Payments', 'Account Services', and 'Rewards & Benefits'. The main content area displays two transfer options: 'AeroMexico' (1,000 Points = 1,600 AeroMexico Rewards Points) and 'AIR FRANCE KLM' (1,000 Points = 1,000 Flying Blue® Miles). The 'AIR FRANCE KLM' option is selected. Below this, a confirmation message asks: 'Transfer 20,000 points to AIR FRANCE KLM 0000000000?'. It also states: 'These points will be withdrawn from your points balance immediately but will take 48 hours to reflect in your partner account.' and 'Remaining points balance after transfer: 11,582'. At the bottom, there are two buttons: 'Cancel' and 'Submit Transfer'. A green arrow points to the 'Submit Transfer' button.

Menu AMERICAN EXPRESS Help Log Out

Overview Home Statements & Activity Payments Account Services Rewards & Benefits

REWARDS AeroMexico 1,000 Points = 1,600 AeroMexico Rewards Points Show Details

AIR FRANCE KLM Enrolled 1,000 Points = 1,000 Flying Blue® Miles Hide Details

Transfer 20,000 points to AIR FRANCE KLM 0000000000?

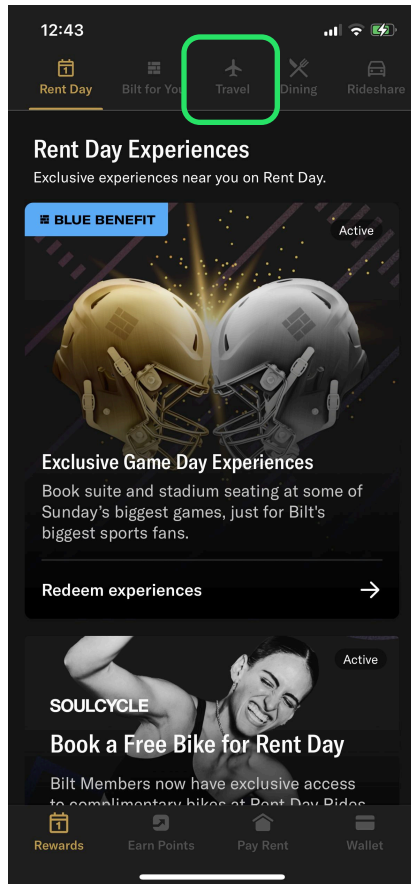
These points will be withdrawn from your points balance immediately but will take 48 hours to reflect in your partner account.

Remaining points balance after transfer: 11,582

Cancel Submit Transfer

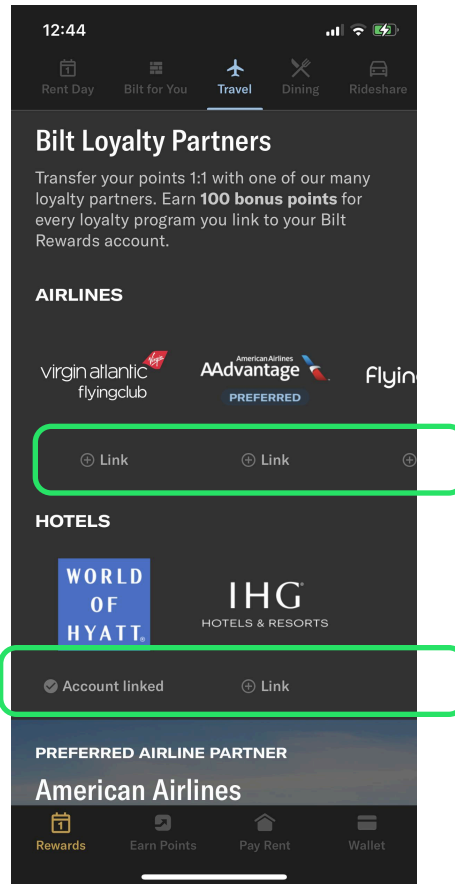
HOW TO TRANSFER POINTS:

Bilt



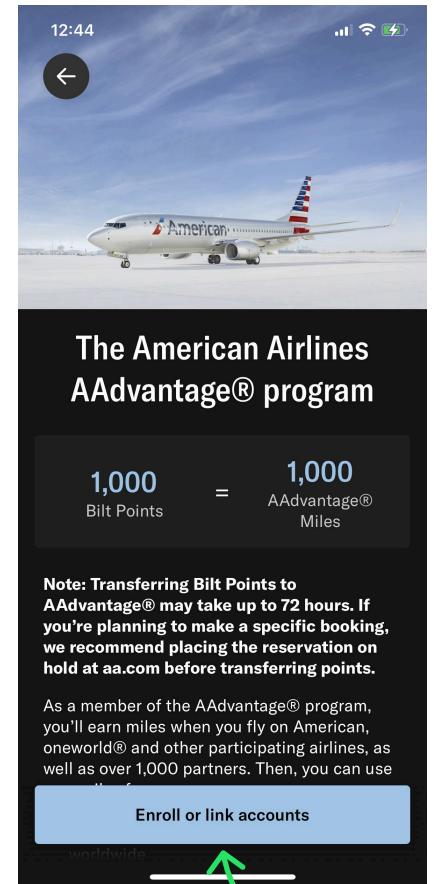
1.

To transfer your Bilt points, log in to the Bilt mobile app and select the “Travel” tab at the top of the page.



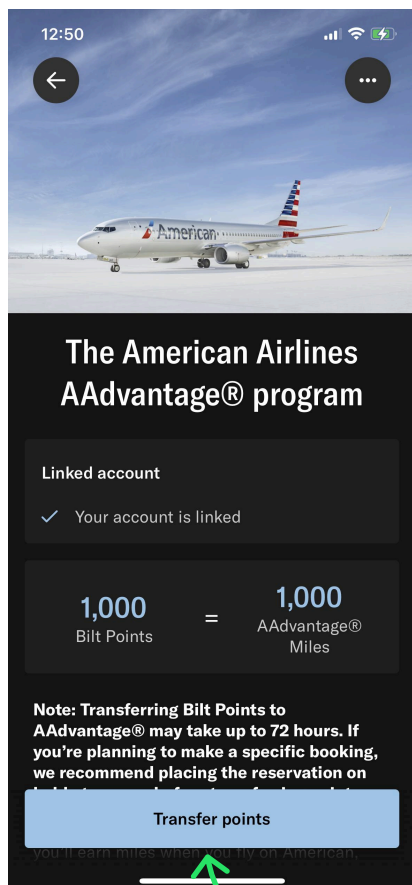
2.

Scroll down to the section titled “Bilt Loyalty Partners” and select “Link” for the airline or hotel loyalty program you would like to transfer points to. **Note: You must first create a loyalty program account with the airline or hotel you would like to send points to before transferring.**



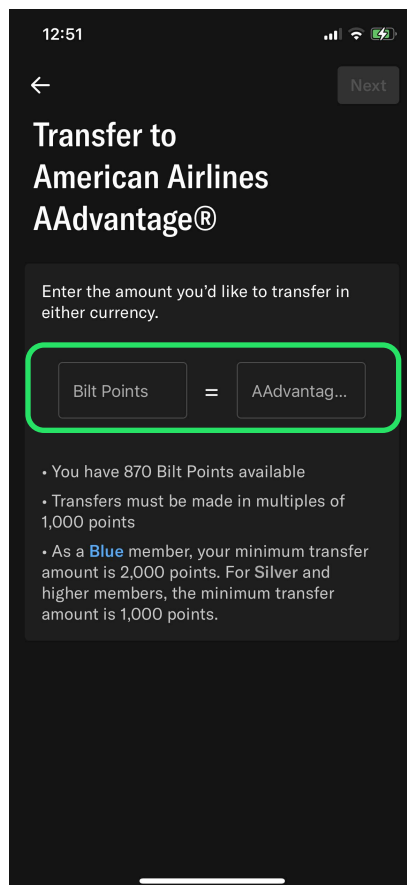
3.

Select “Enroll or link accounts” and enter your loyalty program account number. **Note: You may be prompted to verify some information before your accounts are linked.**



4.

Once you have successfully linked your account, select “Transfer points”.



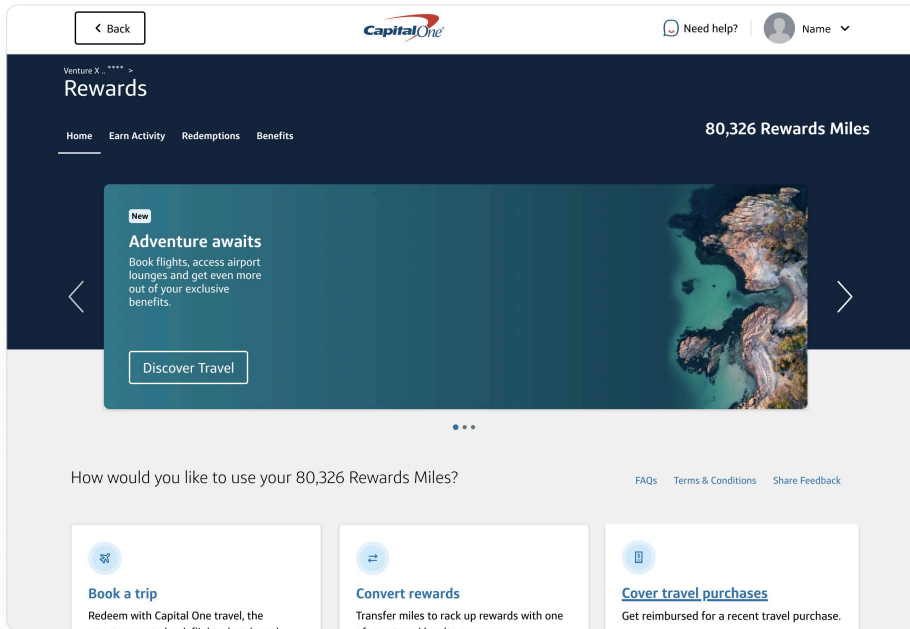
5.

Enter the number of Bilt points you would like to transfer and select “Next”.

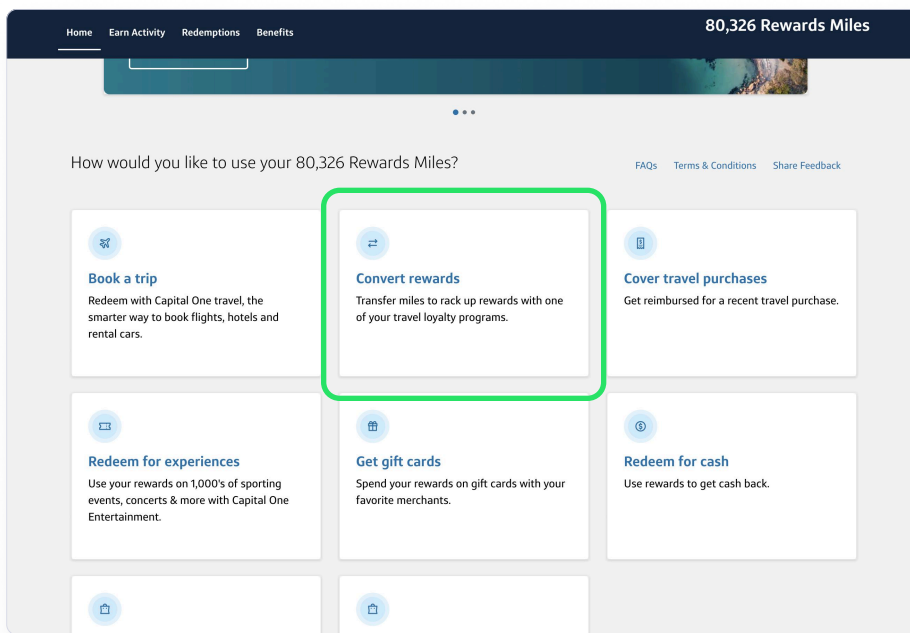
HOW TO TRANSFER POINTS:

Capital One


1. Log in to your Capital One account and click on “View Rewards” to access the rewards homepage.




2. Scroll down on the page and select “Convert rewards”.



3. Scroll down to the airline or hotel loyalty program you would like to transfer your points to and select “Transfer Miles” to link your account. **Note: You must first create a loyalty program account with the airline or hotel you would like to send points to before transferring.**



4. Enter your loyalty program account number and press “Next”. **Note: You may be prompted to verify some information before your accounts are linked.**



5. Your loyalty program is now linked to your Capital One account! Enter the number of miles you would like to transfer and select “Complete Transfer”

The screenshot shows the Capital One 'Transfer Rewards' page. A modal titled 'Transfer Your Miles' is open, showing the transfer process to a Flying Blue account. The modal displays the following information:

- Transfer your miles to your Flying Blue account.**
- Mileage Summary:**
80,326 AVAILABLE - 72,000 USING = 8,326 REMAINING
- Total Rewards to Transfer (minimum 1000):**
72000
- Equates to 72,000 Flying Blue Miles**
- Complete Transfer** (button)
- Disclaimer:** All transfers are final. Rewards will be transferred to your loyalty program within 24 hours. Once rewards have been transferred, they are subject to the terms of the Loyalty Program to which they are transferred.

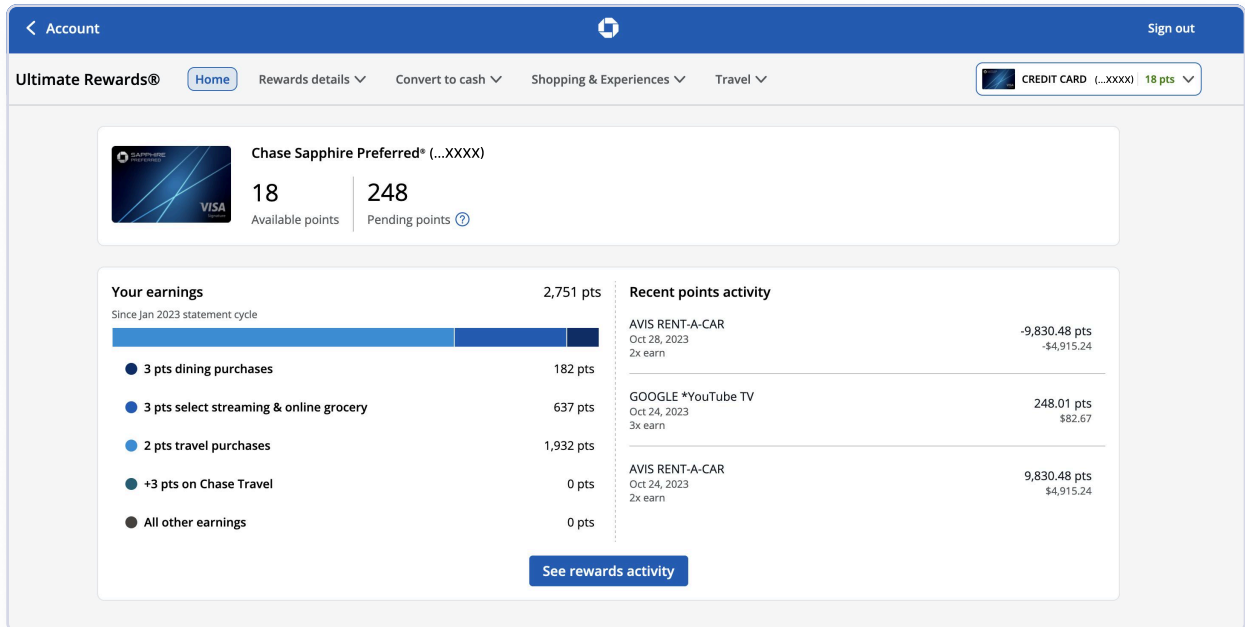
The background shows the 'Transfer Rewards' page with the following sections:

- Featured Loyalty Program:** Flyingblue (AIR FRANCE / KLM)
- 17 Available Loyalty Programs:**
 - AEROMEXICO CLUB PREMIER
 - AIR CANADA AEROPLAN (A STAR ALLIANCE MEMBER)
 - ALL ACCOR - LIVE LIMITLESS
 - CATHAY PACIFIC (1000 Capital One Miles = 1000 Asia Miles)
 - Avianca LifeMiles
- Transfer Miles** (link for each program)

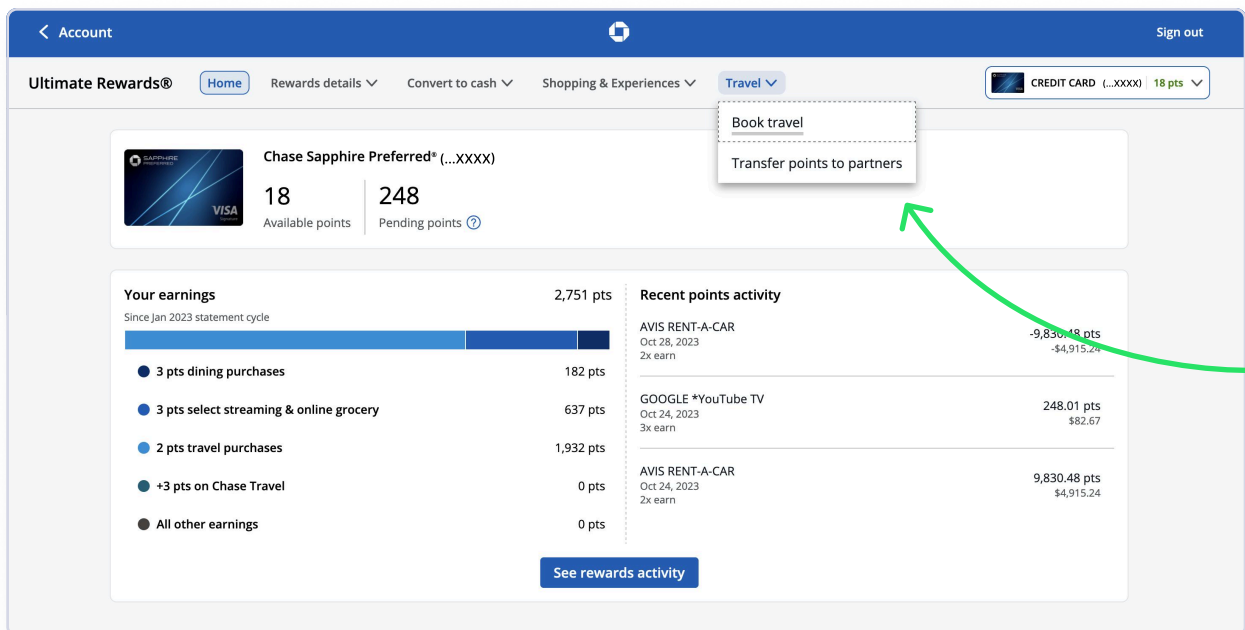
HOW TO TRANSFER POINTS:

Chase

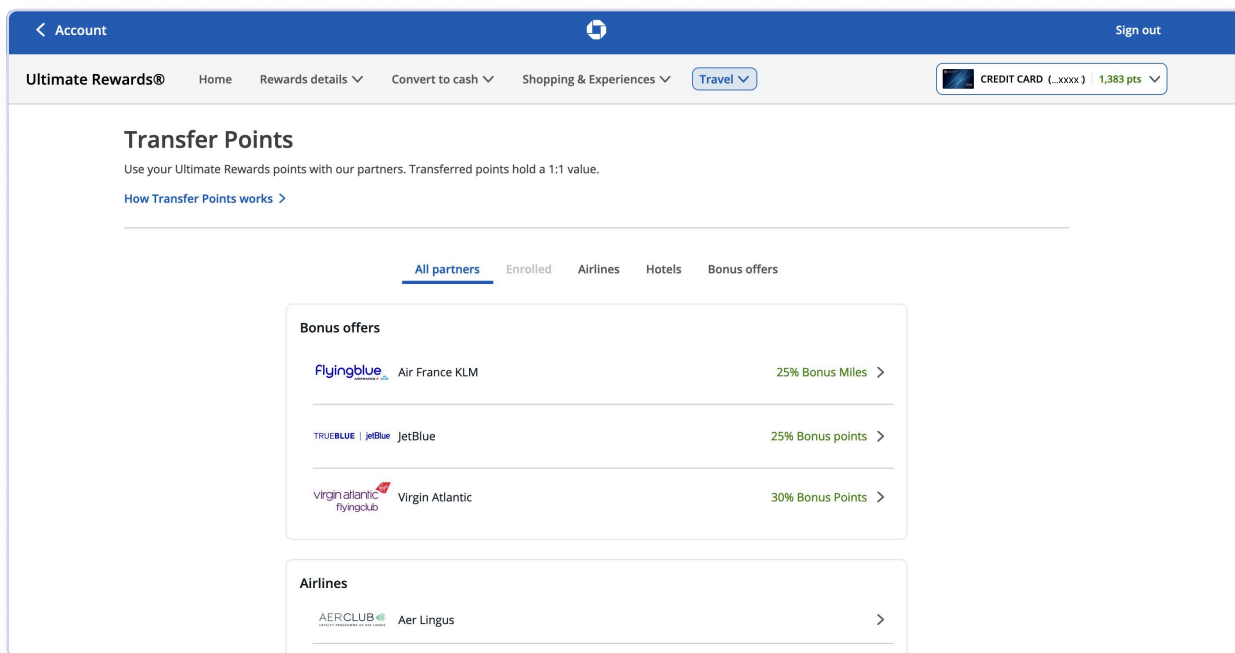
1. Log in to your Chase account and click on “Rewards” to access the Ultimate Rewards homepage.



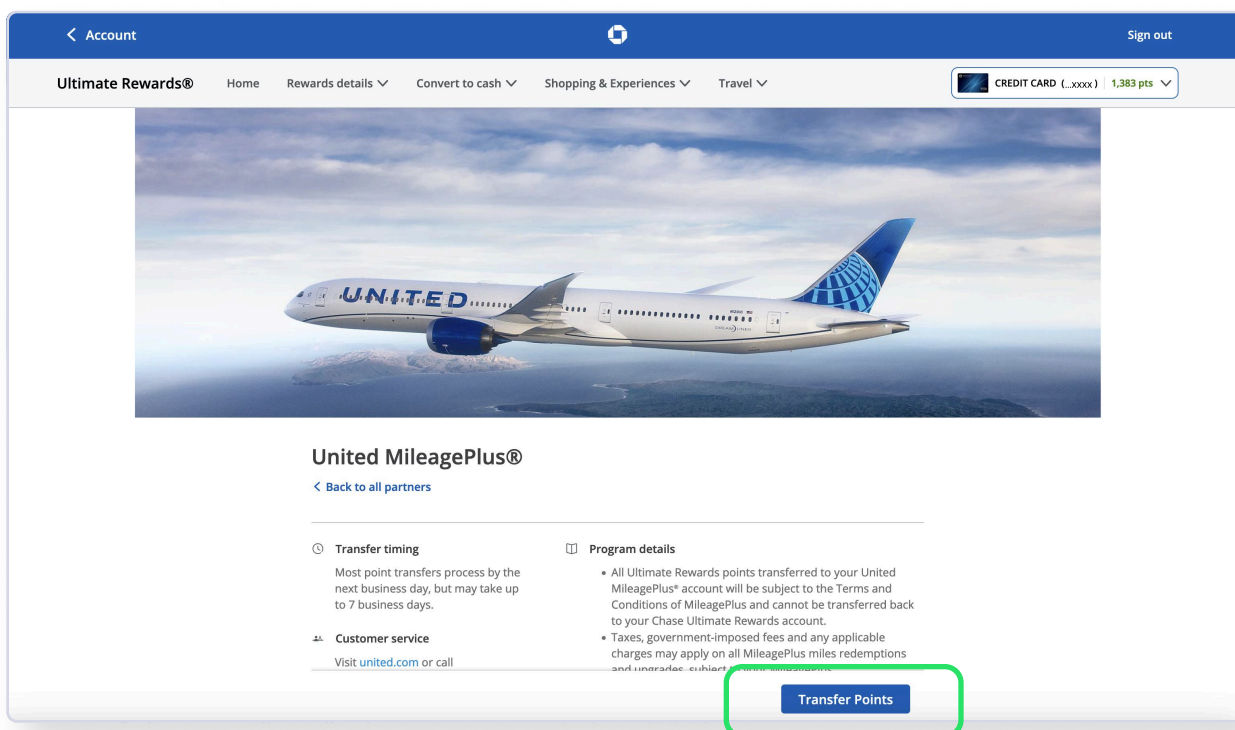
2. Click on the dropdown menu titled “Travel” and select “Transfer Points to Partners”.



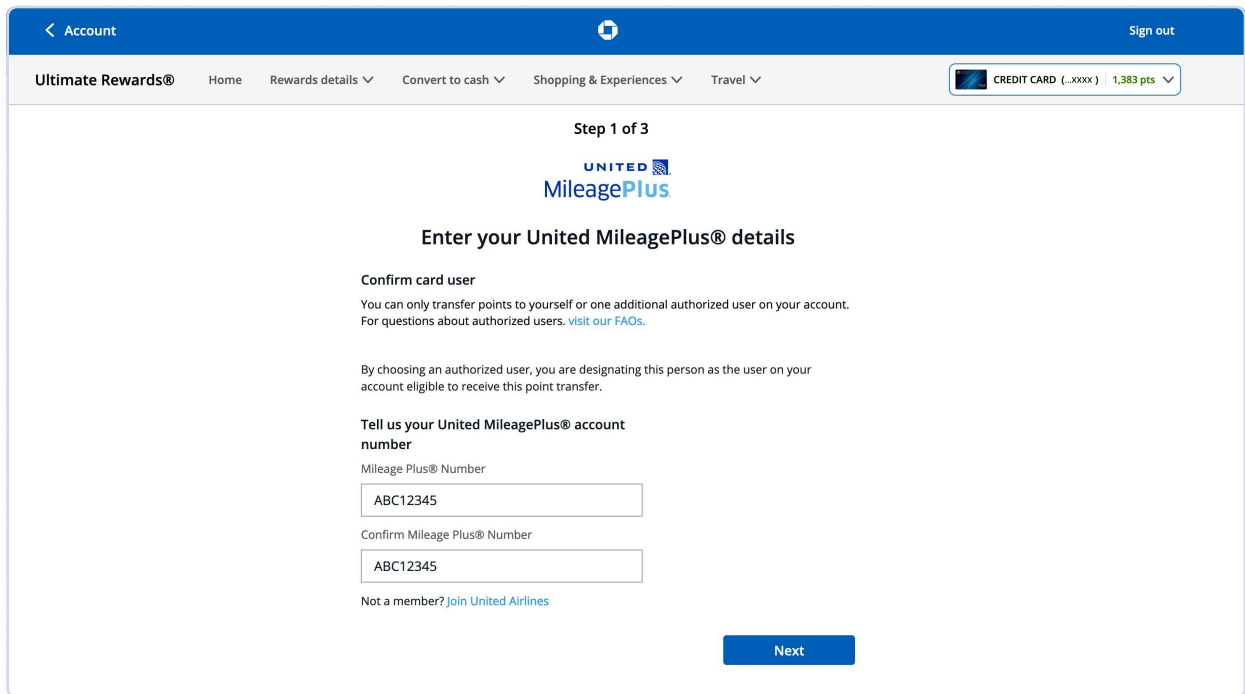
3. Scroll down to the airline or hotel loyalty program you would like to transfer your points to and select the arrow on the right hand side. **Note: You must first create a loyalty program account with the airline or hotel you would like to send points to before transferring.**



4. Select “Transfer Points”.

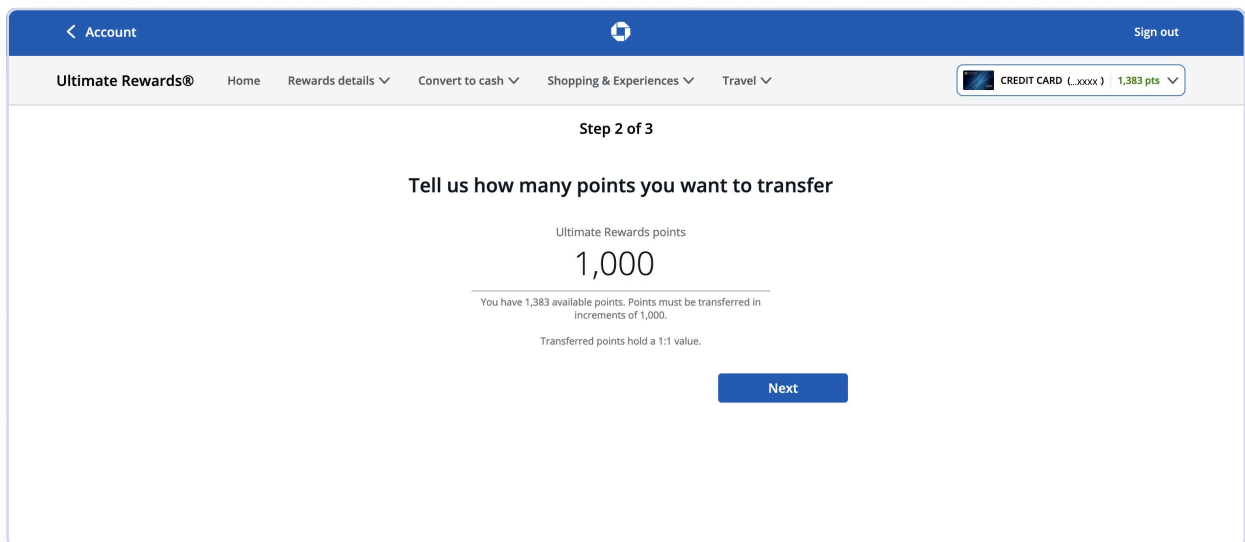


5. Enter your loyalty program account number and press “Next”.



The screenshot shows the Chase Ultimate Rewards website interface. At the top, there's a blue header with 'Account' and 'Sign out' links. Below it, a navigation bar includes 'Ultimate Rewards®', 'Home', 'Rewards details', 'Convert to cash', 'Shopping & Experiences', and 'Travel'. A credit card summary shows 'CREDIT CARD (...xxxx)' and '1,383 pts'. The main content area is titled 'Step 1 of 3' and 'Enter your United MileagePlus® details'. It includes a 'Confirm card user' section with explanatory text and a 'Tell us your United MileagePlus® account number' section with two input fields, both containing 'ABC12345'. A 'Next' button is at the bottom right.

6. Enter the number of Chase Ultimate Rewards points you would like to transfer and select “Next”.



The screenshot shows the Chase Ultimate Rewards website interface for 'Step 2 of 3'. The header and navigation bar are identical to the previous step. The main content area is titled 'Tell us how many points you want to transfer'. It shows 'Ultimate Rewards points' with a large input field containing '1,000'. Below the input field, it states 'You have 1,383 available points. Points must be transferred in increments of 1,000.' and 'Transferred points hold a 1:1 value.' A 'Next' button is at the bottom right.

7. Verify the details on your screen are correct one more time, and select “Submit”.

Earn / Use | 97,528 pts

ULTIMATE REWARDS

Trips

Step 3 of 3


Review transfer details

Make sure your transfer information is correct. Keep in mind, all transfers are final.

From

CREDIT CARD (...0000)

Current balance: 97,528 pts



-5,000 pts

Amount moving

92,528 pts

New balance

To

NAME (AB123456)

UNITED

MileagePlus

+5,000 pts

Amount receiving

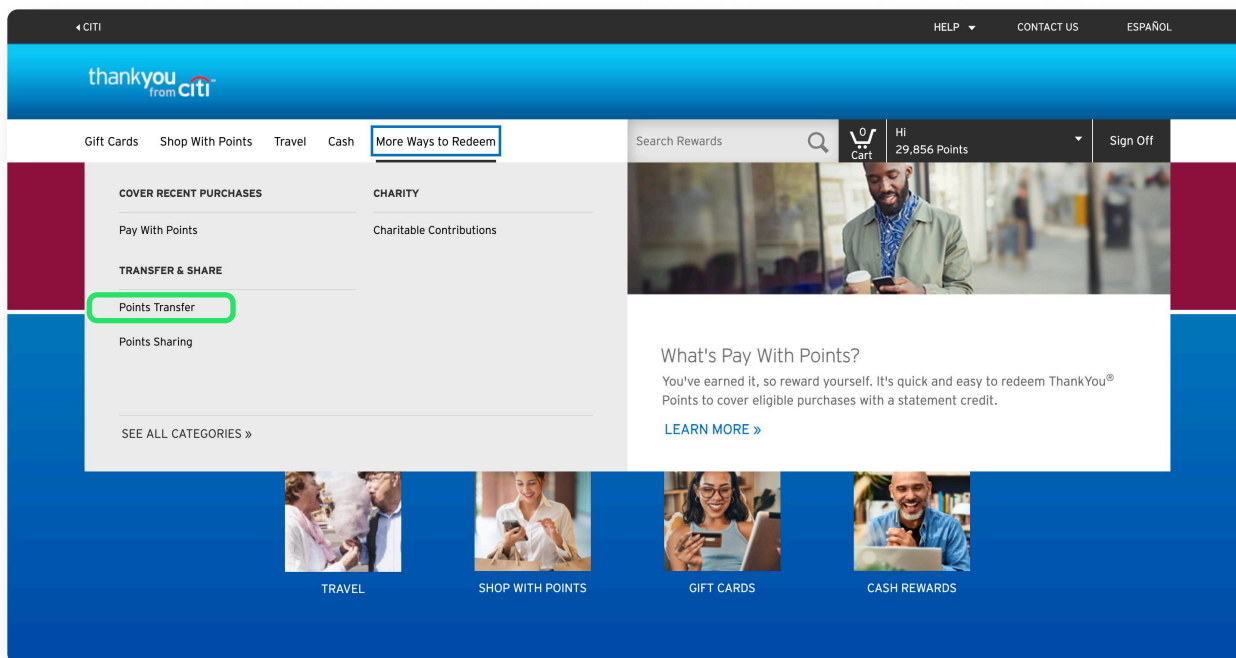
By choosing "Submit" you are certifying that you have read and agree to the program details and are authorizing Chase to send your point transfer to the frequent travel program you have chosen. All point transfers are final.

Submit

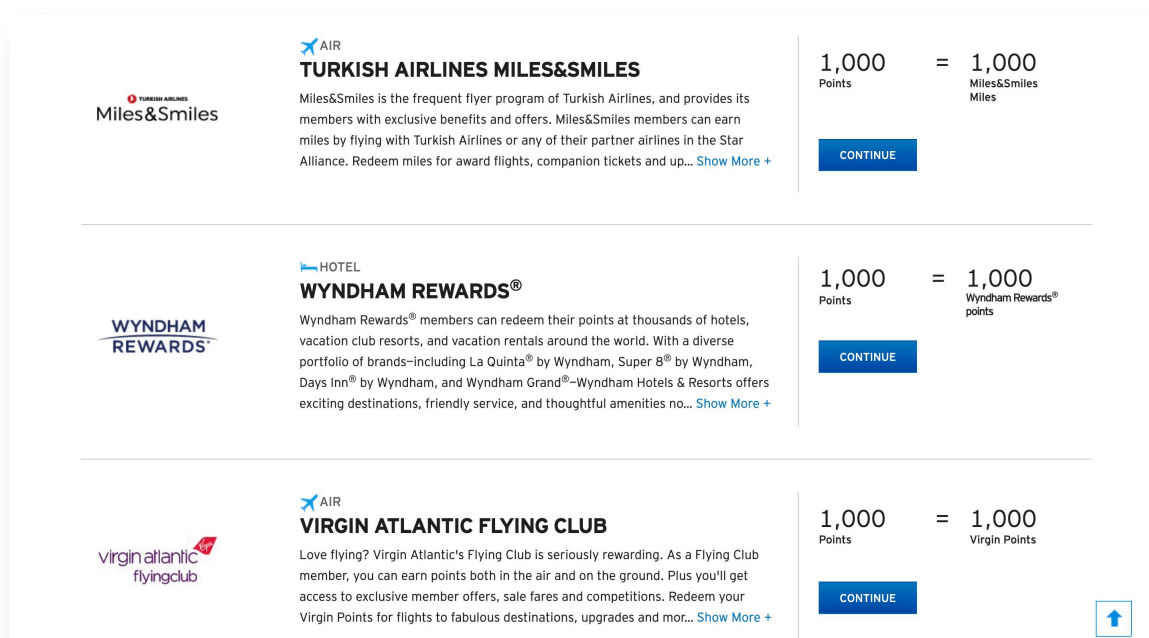
HOW TO TRANSFER POINTS:

Citi

1. Log in to your Citi ThankYou account at www.thankyou.com and select “Points Transfer” under “More Ways to Redeem”.



2. Scroll down to the airline or hotel loyalty program you would like to transfer your points to and select “Continue”. Note: You must first create a loyalty program account with the airline or hotel you would like to send points to before transferring.



3. Enter the number of Citi ThankYou points you would like to transfer and scroll down.

The screenshot shows the Virgin Atlantic Flying Club website. At the top, there's a header with the Virgin Atlantic Flying Club logo and a navigation bar with 'TRANSFER', 'REVIEW', and 'CONFIRMATION' tabs. Below the header, there's a section titled 'HOW MANY THANKYOU® POINTS DO YOU WANT TO TRANSFER?'. This section includes a slider ranging from 1,000 to 29,856, with a blue box indicating '20,000 Points'. Below the slider, there are three input fields: 'THANKYOU POINTS TO TRANSFER' (containing '20,000'), 'VIRGIN POINTS' (containing '20,000'), and 'THANKYOU POINTS LEFT' (containing '9,856'). The 'THANKYOU POINTS TO TRANSFER' field is highlighted with a green border. Below these fields, there's a section titled 'YOUR VIRGIN ATLANTIC FLYING CLUB DETAILS' with a text input for the member number and a 'Continue' button. A small blue arrow icon is also visible in the bottom right corner of the form.

4. Enter your loyalty program account number, accept the terms and conditions and press “Continue”.

The screenshot shows the Virgin Atlantic Flying Club website's confirmation page. It features a section titled 'Please enter your Virgin Atlantic Flying Club member number. To join or access your account visit [Virgin Atlantic Flying Club](#).' Below this, there's a 'Name*' field and a 'Virgin Atlantic Flying Club Member Number*' field, both containing '0000000000'. The 'Member Number' field is highlighted with a green border. Below the member number field, there's a 'Confirm Virgin Atlantic Flying Club Member Number*' field, also containing '0000000000'. A checkbox labeled 'Remember my Virgin Atlantic Flying Club member number. You can delete saved Loyalty Program member numbers on the Travel Preferences page in My Profile.' is present. Below this, there's a section titled 'POINTS TRANSFER TERMS AND CONDITIONS' with a list of terms and conditions. At the bottom, there's a checkbox labeled 'I accept the [Points Transfer Terms and Conditions](#)' and a 'CONTINUE' button. A small blue arrow icon is also visible in the bottom right corner of the form.